



CEELO



NAECS-SDE

THE 2014 ROUNDTABLE

Excellence for Every Child: Improving the Quality of Teaching Birth through Grade Three

*JUNE 5-6, 2014
MINNEAPOLIS, MN*



www.ceelo.org | www.naecs-sde.org





CEELO



NAECS-SDE

THE 2014 ROUNDTABLE

DISCUSSION: WHAT LIES AHEAD? THE FUTURE OF THE NIEER YEARBOOK

Steve Barnett

Megan Carolan

Kirsty Clarke-Brown

Jim Squires

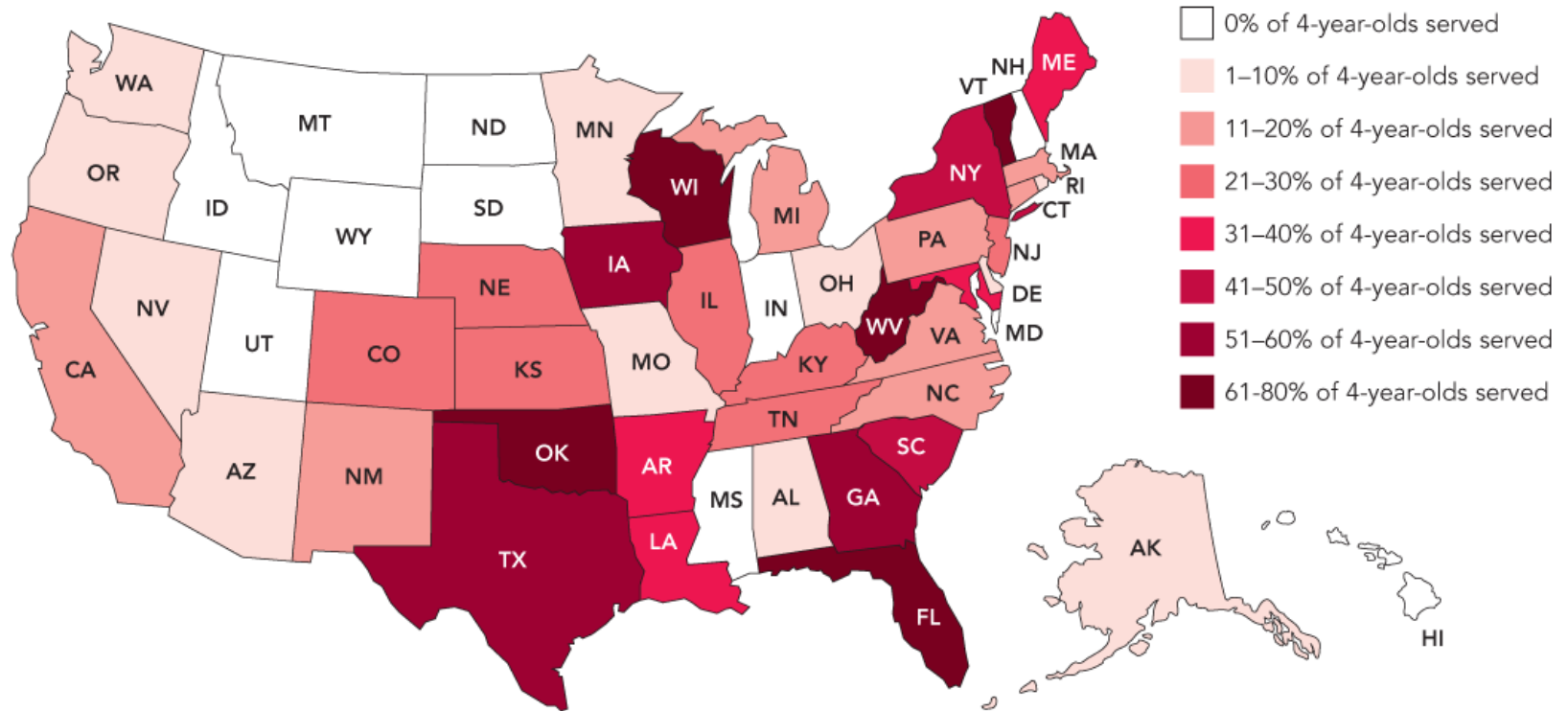
National Institute for Early Education Research



www.ceelo.org | www.naecs-sde.org

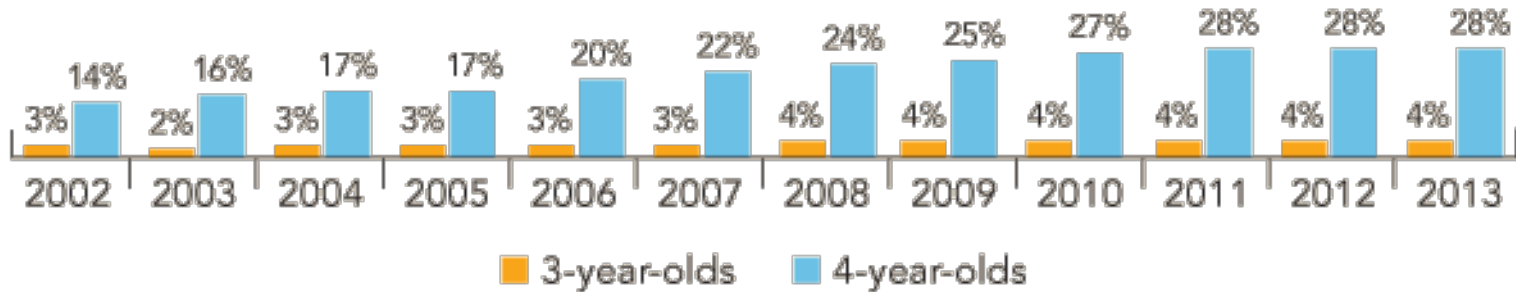


2012-2013 Yearbook Findings



Access

PERCENT OF NATIONAL POPULATION ENROLLED

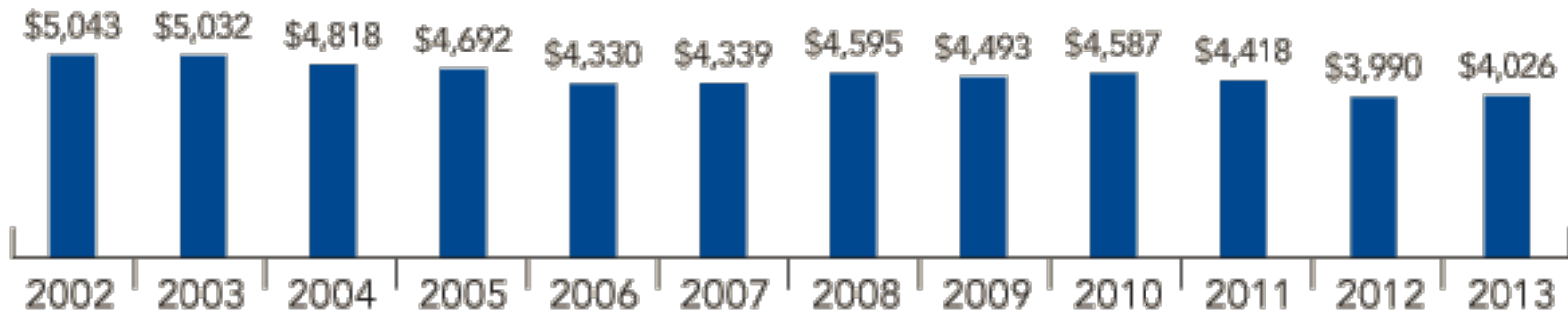


- Enrollment decreased by more than 9,000 children at age 4
- This is the first enrollment decrease, nationally, NIEER has observed.
- 1.3 million children attended state-funded pre-K, 1.1 million of them at age 4
- 20 states increased enrollment; 11 reduced



Spending

AVERAGE STATE SPENDING PER CHILD ENROLLED
(2013 DOLLARS)



- Total state funding increased by \$30 million (inflation-adjusted)
 - Only a 1 percent increase.
- State pre-K funding per child increased by \$36
 - Regains less than 10 percent of the prior year's cut of \$442 per child



Quality

- Four states meet all 10 benchmarks
 - Alabama
 - Alaska
 - North Carolina
 - Rhode Island
 - And Louisiana's NSECD program
- First time any benchmark has had a 100% rate: Early Learning Standards



Supplemental Survey Topics

- Early Learning Standards
 - ❑ aligned to B-3/K-12 standards
- QRIS
 - ❑ state pre-K participation
 - ❑ data collection (child outcomes, classroom quality, interactions, teacher evaluation)
 - ❑ data collection procedures/assessor qualifications



- Kindergarten

- funding for PDK/FDK
- tuition/fees

- Kindergarten Assessment

- Developmental screening
- KEA
 - Alignment with Pre-K ELS
 - Alignment with K-12 standards
 - Purpose/use



■ Leadership

- Pre-K administrator qualifications
 - Degree
 - Content
 - Credential
- Administrator professional development

■ Teacher Evaluation

- Settings
- Ages/grades
- Components
 - Observation
 - SLO/SGO
 - Value-added
 - Parent/peer/student feedback
 - Self-assessment
- Individual Professional Development Plan



- B – 3rd Grade Framework

- Public School Facility Licensing/Approval
 - Pre-K
 - Title I
 - EC SpEd
 - Head Start
 - Other

- State Administration Capacity

- Timing of Data Collection and Reporting



Re-examining Quality Standards

- Comprehensive Early Learning Standards
- Teacher Qualifications
 - Degree
 - Specialization
- Asst. Teacher Qualifications
- Annual Professional Development
- Class Size
- Adult : Child Ratio
- Screening & Referral
- Meal
- Site-based Monitoring

